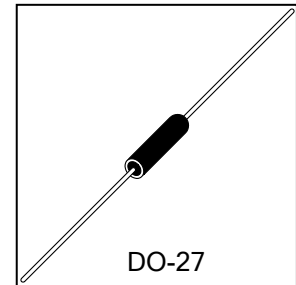


Features

- Bi-directional crowbar transient voltage protection
- High surge capability
- High off-state impedance, Low leakage current
- Low on-state voltage
- Short-circuit failure mode



Main Application

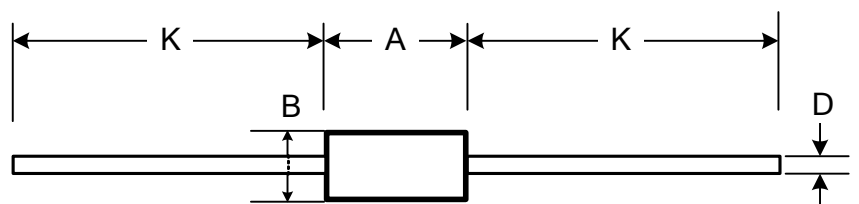
WAYON's thyristor surge protector devices are designed to help protect sensitive telecommunication equipment from the hazards caused by lightning, power contact, and power induction. These devices enable equipment to comply with various regulatory requirements including GR 1089, ITU K.20, K.21 and K.45, IEC 60950, UL 60950, and TIA-968-A (formerly known as FCC Part 68).

Typical application including:

- Central office switching equipment, Analog and digital linecards (xDSL, T1/E1, ISDN...).
- Customer Premises Equipment (CPE) such as phones, fax machines, modems, POS terminals, PBX systems and caller ID adjunct boxes.
- Primary protection modules including Main Distribution Frames (MDF), building entrance equipment and station protection modules.
- Access network equipment such as remote terminals, line repeaters, multiplexers, cross-connects, WAN equipment, Network Interface Devices (NID).
- Data lines and security systems.
- CATV line amplifiers and power inserters.
- Sprinkler systems.

Product Dimensions

Ref. (mm)	Min.	Max.
A	-----	9.50
B	-----	6.40
D	1.20	1.30
K	25.40	-----



Electrical Parameters ($T_{amb}=25^{\circ}\text{C}$)

Part Number*	V_{DRM}	I_{DRM}	V_{BO}	I_{BO}	V_T	I_T	C_O	I_H	I_{PP}
	Max.	Max.	Max.	Max.	Max.	Max.	Typ.	Min.	10/1000 μs
	V	μA	V	mA	V	A	pF	mA	A
WEOS4-100/8AL1	6	5	25	800	4	2.2	110	50	100
WEOS4-100/25AL1	25	5	40	800	4	2.2	110	50	100
WEOS4-100/58AL1	58	5	77	800	4	2.2	100	120	100
WEOS4-100/65AL1	65	5	88	800	4	2.2	100	120	100
WEOS4-100/75AL1	75	5	98	800	4	2.2	90	120	100
WEOS4-100/90AL1	90	5	130	800	4	2.2	80	120	100
WEOS4-100/100AL1	100	5	130	800	4	2.2	80	120	100
WEOS4-100/120AL1	120	5	160	800	4	2.2	80	120	100
WEOS4-100/140AL1	140	5	180	800	4	2.2	80	120	100
WEOS4-100/170AL1	170	5	220	800	4	2.2	60	120	100
WEOS4-100/180AL1	180	5	220	800	4	2.2	60	120	100
WEOS4-100/190AL1	190	5	260	800	4	2.2	60	120	100
WEOS4-100/220AL1	220	5	300	800	4	2.2	60	120	100
WEOS4-100/230AL1	230	5	290	800	4	2.2	60	120	100
WEOS4-100/270AL1	270	5	350	800	4	2.2	60	120	100
WEOS4-100/300AL1	320	5	400	800	4	2.2	60	120	100

V_{DRM} : Stand-off voltage, is measured at I_{DRM} .

I_{DRM} : Leakage current at V_{DRM} .

V_{BO} : Breakover voltage, is measured at 100V/ μs .

I_{BO} : Breakover current.

V_T : On-state voltage.

I_T : On-state current.

C_O : Off-state capacitance.

I_H : Holding current.

I_{PP} : Peak pulse current, is a repetitive surge rating and is guaranteed for the life of the product.

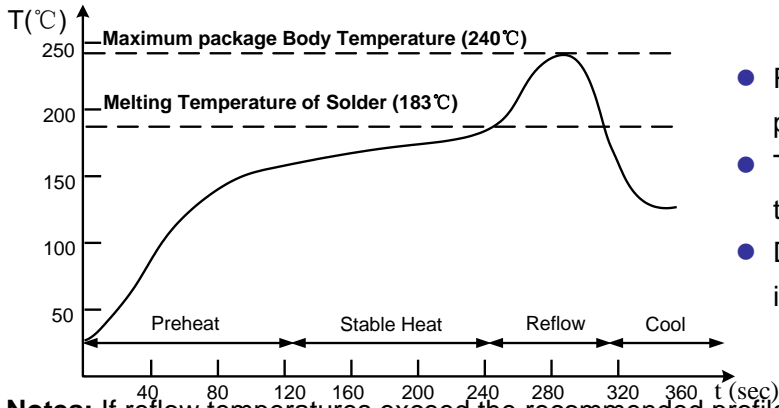
General Notes:

- All measurements are made at an ambient temperature of 25 °C. I_{PP} applies to -40 °C through +85 °C temperature range.
- Listed WEOS4 devices are bi-directional. All electrical parameters and surge ratings apply to forward and reverse polarities.
- Special voltage (V_{BO} and V_{DRM}) and holding current (I_H) requirements are available up on request.
- Off-state capacitance is measured at 1 MHz with a 2 V bias.

Thermal Resistances

Symbol	Parameter	Value	Unit
T_s	Storage temperature range	-55 to +150	$^{\circ}\text{C}$
T_j	Maximum junction temperature	150	$^{\circ}\text{C}$

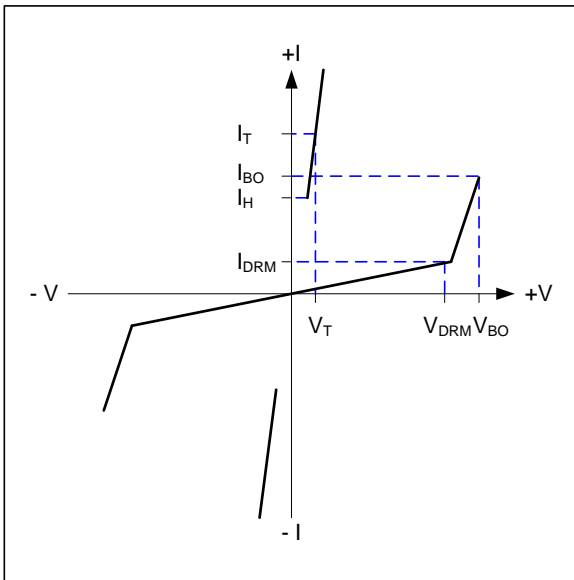
Solder Reflow Recommendations



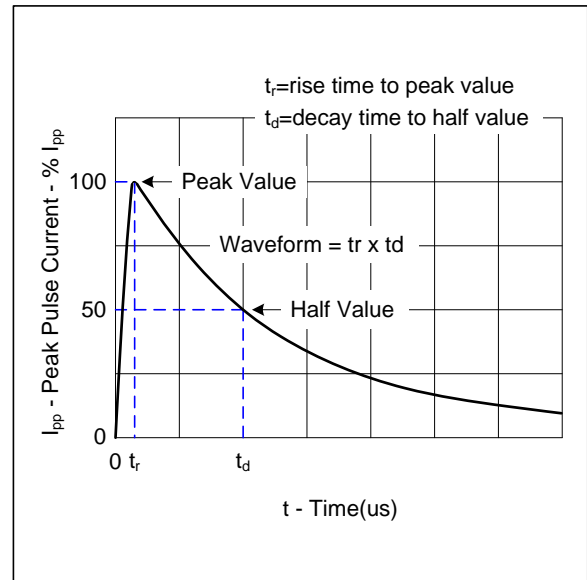
- Recommended reflow methods: IR, vapor phase oven, hot air oven, wave solder.
- The device can be exposed to a maximum temperature of 265°C for 10 seconds.
- Devices can be cleaned using standard industry methods and solvents.

Notes: If reflow temperatures exceed the recommended profile, devices may not meet the performance requirements.

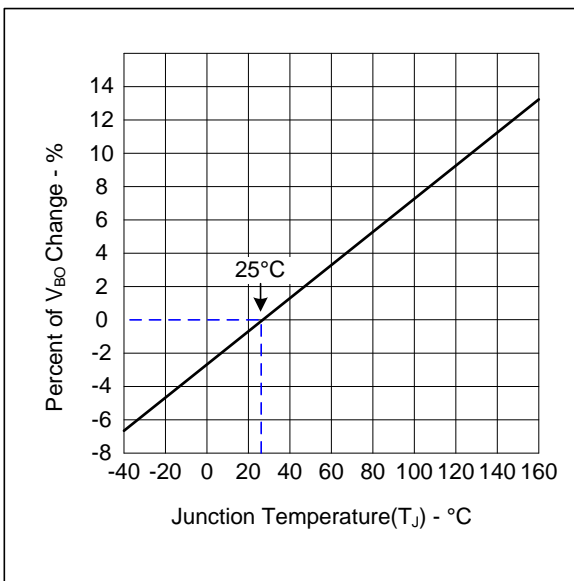
Electrical Characteristics Curves



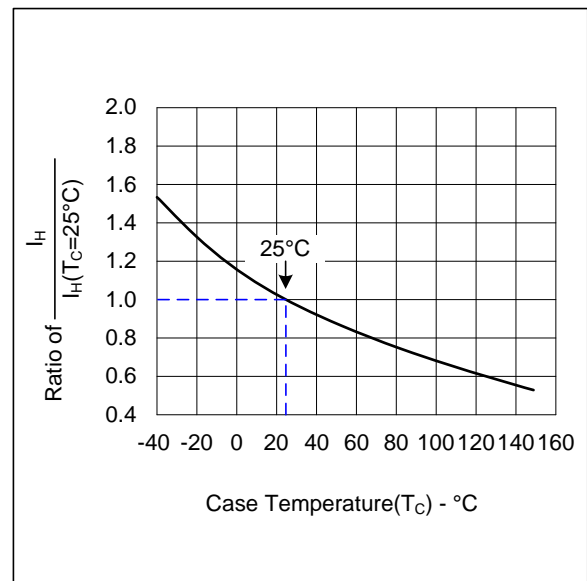
V - I Characteristics



$t_r \times t_d$ Pulse Waveform



Normalized V_{BO} Change versus Junction Temperature



Normalized DC Holding Current versus Case Temperature

Agency Recognition

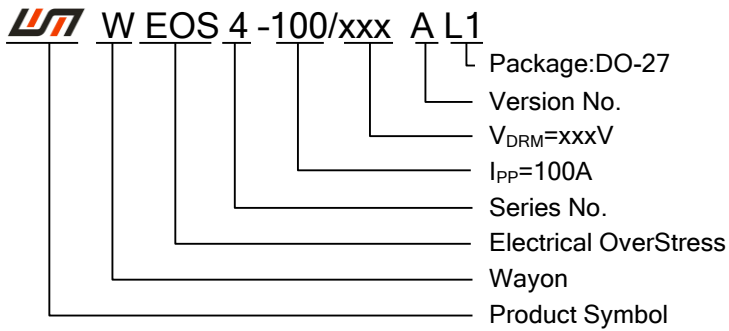
UL



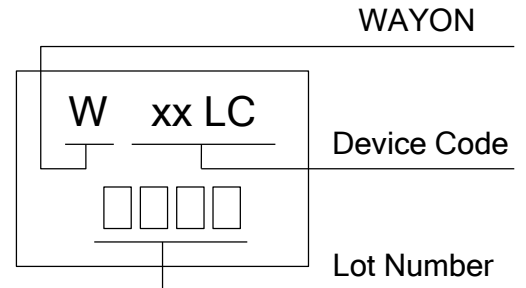
SGS



Part Numbering System



Marking:



Package Information

Tape & Reel Pack: 4000PCS per reel/2.5K per box.

Effectivity: Reference documents shall be the issue in effect on the date of invitation for bid.

Caution: Operation beyond the rated voltage or current may result in rupture electrical arcing or flame.

Contact Information

CYG Wayon Circuit Protection Co.,Ltd.

No.1001, Shiwan Qi Road, Pudong New Area, Shanghai 201202, China

Tel: 86-21-50310888 Email: market@way-on.com www.way-on.com